



AERON



***PC-05
Dehumidifiers***

INDEX



CR 100 - CR 1200.....01
CRT3000 - CRT22500.....03



TYPE CR 100 - CR 1200

DESCRIPTION

Desiccant dehumidifiers in the CR range, with air flows from 100 to 1200 m³/h, consists of 9 models, all designed for general purposes, e.g. room air dehumidification and process drying.

FEATURES

- Cabinet manufactured in stainless steel
- High capacity at normal temperatures and %RH
- Particularly good capacity at lower temperatures and low %RH
- Deep drying at nominal or reduced air flow
- Pressure available for external dry air and reg.air ducts
- Complete dehumidifiers, ready for connection to ductwork and power supply on site
- Stepless control of the electric heater on the bigger models (controller / SSR relays)
- High performance desiccant rotor of silica gel, washable
- Separated process- and regeneration air flow, 2 fans, efficient gaskets
- Easy access for internal cleaning and for service

APPLICATIONS

This range of dehumidifiers has a variety of applications, among others:

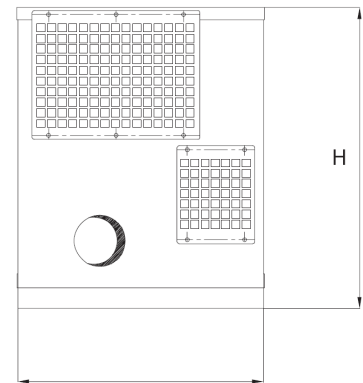
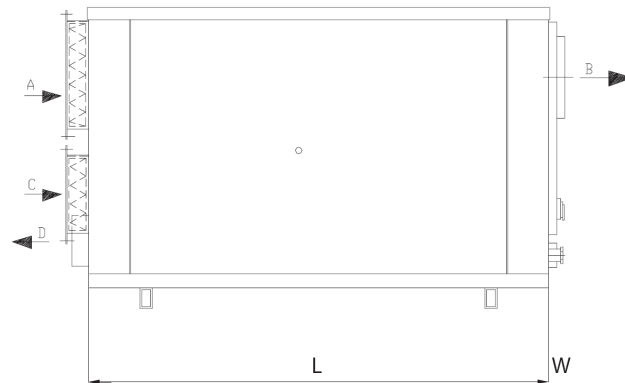
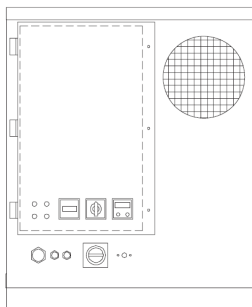
- Dry air storage in general: Humidity control in unheated storerooms/storage buildings
- Internal corrosion protection of machinery parts, bridges etc. with dry air
- Cold stores and freezers: Reduction of ice on evaporators, at doors, on ceilings and on goods
- Protection of electronics and electrical installations
- Process and production rooms with low %RH in the pharmaceutical and food industries.
- Water work buildings (including open top filters)
- The company policy of making quality products has resulted in dehumidifiers characterized by high reliability, low maintenance costs, maintainability and high capacity. Furthermore, these adsorption dehumidifiers are characterized by high capacity at low temperatures and additional room heating is normally not necessary.

CONTROLS

All HBC humidity controls, DR10, DA20, DH24, DCC, can be used for the CR dehumidifiers. The choice depends on the degree of accuracy needed and external user information.



Dimension & weight



- A: Process air inlet
- B: Dry air outlet
- C: Reg. air inlet
- D: Reg. air outlet

CR 600 - CR 1200 design

| Type | L, mm | W, mm | H, mm | Dry air B | Reg. air C, mm | Weight, Kg |
|---------|-------|-------|-------|-----------|----------------|------------|
| CR 100 | 370 | 280 | 520 | 100 | 80 | 19 |
| CR 150 | 615 | 440 | 405 | 100 | 125 | 29 |
| CR 200 | 615 | 440 | 405 | 100 | 125 | 29 |
| CR 300 | 880 | 440 | 443 | 125 | 125 | 45 |
| CR 450 | 1000 | 600 | 950 | 160 | 160 | 90 |
| CR 600 | 1125 | 600 | 735 | 200 | 160 | 110 |
| CR 750 | 1125 | 600 | 735 | 200 | 160 | 110 |
| CR 900 | 1225 | 600 | 735 | 200 | 160 | 130 |
| CR 1200 | 1350 | 800 | 850 | 200 | 250 | 205 |

Technical data

| Type | Dry air nominal m ³ /h | Reg. air nominal m ³ /h | Voltage & Phases | Connected load kW | External fuses A | External pressure, dry air. Pa | Capacity at 20° C, 60% RF kg/h |
|---------|--------------------------------------|---------------------------------------|------------------|----------------------|---------------------|-----------------------------------|-----------------------------------|
| CR 100 | 100 | 40 | 230/1N+PE | 1,0 | 10 | 140 | 0,6 |
| CR 150 | 150 | 55 | 230/1N+PE | 1,6 | 10 | 190 | 0,9 |
| CR 200 | 200 | 70 | 230/1N+PE | 2,0 | 10 | 180 | 1,2 |
| CR 300 | 300 | 95 | 400/3N+PE | 3,3 | 10 | 220 | 2,0 |
| CR 450 | 450 | 150 | 400/3N+PE | 4,9 | 10 | 250 | 3,0 |
| CR 600 | 600 | 170 | 400/3N+PH | 5,9 | 10 (13) | 300 | 4,0 |
| CR 750 | 750 | 200 | 400/3N+PH | 7,2 | 16 | 290 | 5,0 |
| CR 900 | 900 | 230 | 400/3N+PE | 9,4 | 16 | 250 | 6,0 |
| CR 1200 | 1200 | 350 | 400/3PH+PE | 12,8 | 20 | 600 | 8,0 |

All data are valid for nominal air flows.
 Deeper drying can be achieved with reduced process air flow.
 Higher capacity, kg/h, can be achieved by increased process air flow.



TYPE CR 3000 - CR 22500

DESCRIPTION

Desiccant dehumidifiers in the CRT range, are bigger dehumidifiers designed for room air dehumidification and in a quality that matches the CRP range – our flagship. The chosen proportion between rotor dimension, air flows and connected load, results in dehumidifiers with very high energy efficiency. The advantages of this design are considerable, particularly at low temperatures and low %RH.

FEATURES

- Cabinet manufactured in stainless steel
- High capacity kg/h at normal temperatures and %RH
- Economic operation, in particular at low temperatures and low %RH
- External pressure for process air adapted to the existing installation
- Cabinet with insulated inlet plenum for process air
- Pocket filters for process air inlet are standard
- Stepless temperature control ensures constant reg. air temperature
- Stepless capacity control by using our DCC control and by adjusting the electrical components (accessories)
- High performance desiccant rotor of silica gel, alternatively molsiev or LiCl
- Efficient rotor gaskets with long durability
- Service doors in front of all internal components
- Operation and service from one side of the cabinet
- Regeneration by electricity, steam or gas

APPLICATIONS

This range of dehumidifiers has a variety of applications, among others:

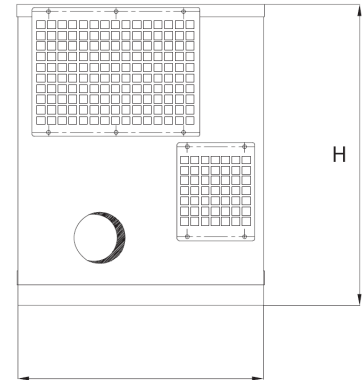
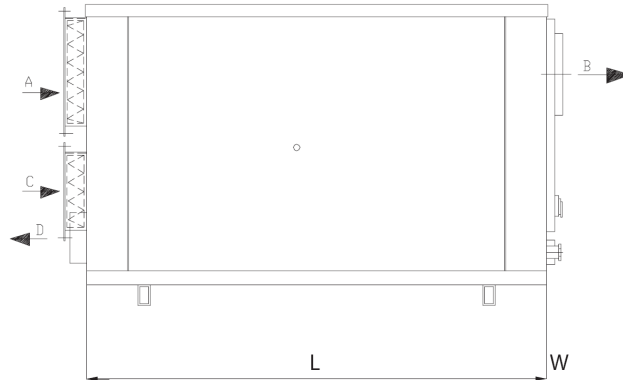
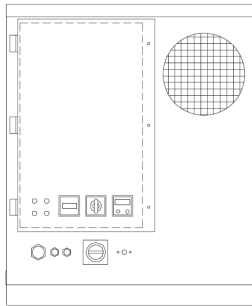
- Dry air storage in general: Humidity control in unheated storage buildings
- Internal corrosion protection of machinery parts, bridges etc. with dry air
- Cold stores and freezers: Reduction of ice on evaporators, at doors, on ceilings and on goods
- Process and production rooms with low %RH in the pharmaceutical and the food industries.
- Water work buildings (including open top filters)
- Ships, protection of cargo
- Shipyards, at sandblasting and painting.
- Ice rinks

CONTROLS

All HBC humidity controls, DR10, DA20, DH24, DCC, can be used for the CR T dehumidifiers. The choice depends on the degree of accuracy needed and external user information. Together with the DCC controller, the dehumidifier can be delivered with stepless capacity control preparing the dehumidifier for control signal 0-10V and 4-20 mA (accessory).



Dimension & weight



- A: Process air inlet
- B: Dry air outlet
- C: Reg. air inlet
- D: Reg. air outlet

CR 600 - CR 1200 design

| Type | L, mm | W, mm | H, mm | Dry air B | Reg. air C, mm | Reg. air D, mm | Weight, Kg |
|-------------|-------|-------|-------|-----------|----------------|----------------|------------|
| CRT 3000 | 2684 | 1000 | 1530 | 286 x 286 | 300 x 300 | 205 x 146 | 600 |
| CRT 3000/25 | 2684 | 1000 | 1530 | 286 x 286 | 300 x 300 | 205 x 146 | 600 |
| CRT 6000 | 2936 | 1200 | 1530 | 358 x 358 | 400 x 500 | 229 x 229 | 750 |
| CRT 9000 | 3108 | 1400 | 1730 | 450 x 450 | 500 x 500 | 229 x 229 | 1000 |
| CRT 12000 | 3209 | 1600 | 1930 | 504 x 504 | 500 x 625 | 229 x 229 | 1300 |
| CRT 18000 | 3585 | 2000 | 2430 | 635 x 635 | 500 x 625 | 288 x 288 | 1500 |
| CRT 22500 | 4000 | 2100 | 2600 | 712 x 712 | 800 x 800 | 288 x 288 | 1700 |

Technical data

| Type | Dry air nominal m ³ /h | Reg. air nominal m ³ /h | Voltage & Phases | Connected load kW | Fans kW | External fuses (CRP...E) A | Capacity at 20° C, 50% RF kg/h |
|-------------|--------------------------------------|---------------------------------------|------------------|----------------------|------------|-------------------------------|-----------------------------------|
| CRT 3000 | 3000 | 650 | 400/3PH+PE | 25 | 3,3 | 35 | 17 |
| CRT 3000/25 | 3000 | 750 | 400/3PH+PE | 29,7 | 3,3 | 50 | 21 |
| CRT 6000 | 6000 | 1300 | 400/3PH+PE | 47,6 | 4,1 | 80 | 32 |
| CRT 9000 | 9000 | 1850 | 400/3PH+PE | 66,5 | 5,5 | 100 | 46 |
| CRT 12000 | 12000 | 2400 | 400/3PH+PE | 91 | 7,0 | 160 | 61 |
| CRT 18000 | 18000 | 3800 | 400/3PH+PE | 150 | 15,0 | 250 | 92 |
| CRT 22500 | 22500 | 5100 | 400/3PH+PE | 198 | 18,0 | 315 | 123 |

Bigger types: Can be delivered.

External pressure for dry air 300-1500 Pa, adjustment to existing installation.

Fan and motor size (dim. of dry air outlet) might have to be modified.

External pressure for reg.air, in general 300 Pa.

Regeneration: Model CR T-E with electricity, CR T-D with steam, CR T-G with gas.

Subject to modification.